

# PHC-D08N

Network

Signal Tower

Signal Light

Revolving Warming Light


Cube Tower

Audibles

Hybrid Signaling Devices

LED Illumination

Options



- Send ASCII commands over USB or RS-232C to control PATLITE signaling devices
- Receive power over USB or a 24V DC supply source
- Built-in "Clear" button for quickly reverting the PHC to "default state" once an alert is confirmed

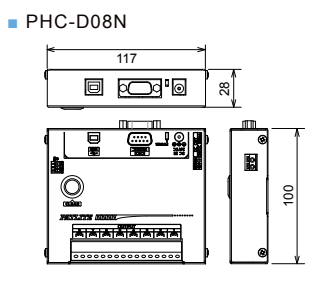


## Specifications

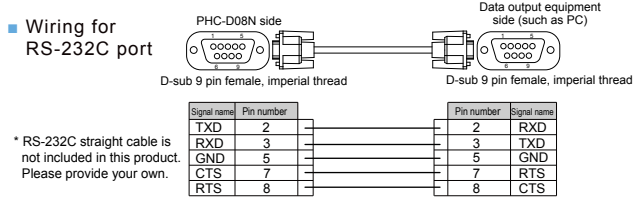
Model	PHC-D08N (without AC adaptor)	
Operating Voltage Range	90 - 264V AC (When using AC adaptor)	
Rated Power Consumption	Standby mode	0.4W (at 100V AC)
	Operating at Maximum	16W (at 100V AC)
Ambient Operating Temperature	0-+40 degree (Celsius)	
Ambient Operating Humidity	20%-85% RH (no condensation)	
Mounting location / direction	Indoors, Upright	
Protection Rating	IP20	
Mass	370G (±10%)	
Interface	USB port	Conforms to USB 2.0 (bus power support), Standard B type (female)
	Serial port	Conforms to RS-232C, D-Sub 9-pin (male)
External Contact Output	Number of Contacts	8 points
	Contact specifications	Non-Voltage Contact Output / Normally Open Contact
	Contact rating	30V DC/3A
Power output*	Output rating	24V DC / 500mA or less
Accessory	AC adaptor (except N type), installation manual, rubber feet	
Supported operating systems	Windows®7 (32bit, 64bit), Windows®8 (32bit, 64bit), Windows®8.1 (32bit, 64bit), Windows®10 (32bit, 64bit), Windows Server® 2008 R2, Windows Server® 2012, Windows Server® 2012 R2	

\* You cannot use the power output terminal when AC adaptor is disconnected. When using the power output terminal, confirm the AC adaptor is connected.

## Dimensions (mm)



### PHC-D08N



\* RS-232C straight cable is not included in this product. Please provide your own.

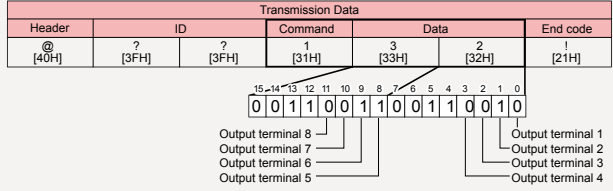
### Communication Specifications \* For details see the Instruction Manual, which you can download from our website.

Communication Data Format					
	Header	ID	Command	Data	Encoding
Transmission Data	ASCII code [HEX value]	??	See command list	Depending on the command	1 [21H]
Number of Bytes	1 byte	2 bytes	1 byte	0-8 bytes	1 byte

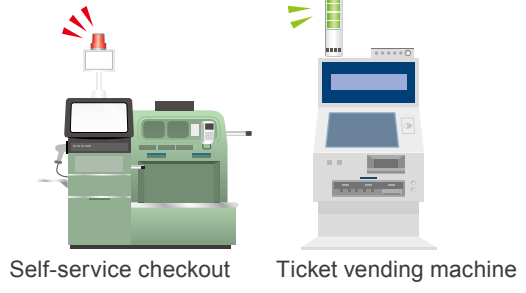
Command list		
Command	Number of Bytes for Data portion	Function
1 [31H]	2 bytes	Turn ON the specified output terminal.
0 [30H]	2 bytes	Turn OFF the specified output terminal.
? [3FH]	2 bytes	Changes ID.
S [53H]	8 bytes	Control each output terminal to the specified status.
G [47H]	0 bytes	Get the output terminal status.
C [43H]	0 bytes	Turn OFF all output terminals.
M [4DH]	0 bytes	Get the product information

- Commands 1 and 0 are compatible with the Personal Computer Output Relay Unit PHC-100A.
- Command S can control ON/OFF of the output terminal at the same time.

### Transmission example (turning on 2, 5, and 6 on the output terminal block)



## Application examples



AC Adaptor ADP-001 (optional)

## Optional Parts

Optional Parts	Model
AC Adaptor	ADP-001